



600 Model

# hercules II

Residential & Commercial Vertical Platform Lifts



*"We're everywhere you need to go."*



### Hercules II 600 Residential Platform Lift Features

<b>Lifting Heights</b>	4', 6', 8', 10'
<b>Rated Load</b>	600 lbs
<b>Drive</b>	Belt driven Acme screw / 90 VDC ½ hp motor
<b>Power Supply</b>	115 VAC – 15 amp grounded circuit
<b>Control Circuit</b>	24 VDC
<b>Platform</b>	36" x 48" with 36" high guard panels and automatic folding ramp
<b>Footprint</b>	50" x 70"
<b>Speed</b>	10 FPM
<b>Controls</b>	Constant pressure rocker switch with emergency stop (key switch optional)
<b>Manual Lowering</b>	Device provided
<b>Safety Design Standards</b>	ASME A18.1, Section 5 – Private Residence Vertical Platform Lifts CSA B44.1 / ASME 17.5 – Elevator and Escalator Electrical Equipment
<b>Safety Features</b>	Safety pan, final limit, ball nut safety backup, belt monitor and non-skid surface
<b>Warranty</b>	2-Year parts

### Hercules II 600 Commercial Platform Lift Features

<b>Lifting Heights</b>	4', 6', 8', 10'
<b>Rated Load</b>	600 lbs
<b>Drive</b>	Belt driven Acme screw / 90 VDC ½ hp motor
<b>Power Supply</b>	115 VAC – 20 Amp grounded circuit
<b>Control Circuit</b>	24 VDC
<b>Platform</b>	36 x 54" straight-through (AMGCPL056) with 42" high guard panels (AMGAG042) and grab rail / fixed toeplate (AMGAG049)
<b>Footprint</b>	50" x 54"
<b>Speed</b>	10 FPM
<b>Controls</b>	Constant pressure rocker switch with emergency stop (key switch optional)
<b>Manual Lowering</b>	Device provided
<b>Safety Design Standards</b>	ASME A18.1, Section 2 – Vertical Platform Lifts CSA B44.1 / ASME 17.5 – Elevator and Escalator Electrical Equipment
<b>Safety Features</b>	Safety pan, final limit, ball nut safety backup, belt monitor and non-skid surface
<b>Warranty</b>	2-Year parts
<b>Extras</b>	Commercial Electronics Control Board (AMGAG040)

AmeriGlide Vertical Platform Lifts are designed to meet ANSI/ASME A18.1 Performance Safety Standards when properly equipped. While AmeriGlide Vertical Platform Lifts meet national standards, it is imperative to check State and Local code requirements before installing to ensure compliance. All State and Local compliance is the responsibility of the purchaser. Some states may require fees for site preparation and permits. AmeriGlide Vertical Platform Lifts should only be installed by a certified, professional AmeriGlide installer. If the Vertical Platform Lift is installed by any other means, the purchaser and installer assume responsibility for issues that may arise involving improper installation.





## AmeriGlide Hercules II 600 Residential and Commercial Vertical Platform Lifts

AmeriGlide's Hercules II 600 Residential and Commercial Vertical Platform Lifts are a safe, smooth and economical solution to the barriers porches and other elevation changes can create in and around a home.

Designed from the ground up to be as cost-efficient as possible, the Hercules II 600 Residential Vertical Platform Lifts are priced to be competitive with shorter units, but built to accommodate most residential applications with ease.

Hercules II 600 Commercial Vertical Platform Lifts are manufactured to meet or exceed the most current safety design standards. The entire Hercules line was designed with precision and care to be an incredibly high quality, code compliant access solution.

As with all AmeriGlide products, the Hercules II 600 Residential and Commercial Vertical Platform Lifts are simple to install, easy to operate and virtually maintenance free for both indoor and outdoor use.





# Why Choose an AmeriGlide Vertical Platform Lift?

## Safety

Your safety is important to us. All AmeriGlide Vertical Platform Lifts (VPL) are ETL listed. They are not only built to meet ANSI (American National Standards Institute) and ASME (American Society of Mechanical Engineers) safety standards, but are also tested to exceed these standards. All lifts come standard with several safety options, including an emergency stop button and a solid, bottom safety pan which will immediately stop the lift if it comes into contact with any object below it.

## Durability

AmeriGlide's lifts are built to last. To ensure these VPLs are not only safe, but also reliable, they have undergone rigorous testing.

**Wind:** The Commercial VPL design was recently determined to be able to withstand hurricane force winds of up to 130 mph - a requirement for coastal regions in the US.\* The quality and the features of this lift might blow you away, but you can rest assured that the wind won't.

**Rain:** AmeriGlide's VPLs can be used indoors and outdoors, so we put them to the test. A little rain won't hurt your lift. Its weatherproof controls are designed to withstand the elements.

**Temperature:** These lifts were run continuously, at full weight capacity, for several cycles to assure that there is no possibility of the components overheating due to extended use. This means there is no need to worry about using your lift too often; it's built to work whenever you need it.\*\*

**Strength:** Testing of these lifts mandated loading the drive system with 3 tons without failing. In addition, the mechanical structure was loaded with over 5,000 lbs to test every aspect of the welding, stresses in the material, and assembly of the unit. You can ride with confidence, knowing your AmeriGlide lift is built to be tough!\*\*\*

**Made in America:** All of AmeriGlide's Vertical Platform Lifts are manufactured with care right here in the USA!

\*Lift must be secured with appropriate brackets to an acceptable base. \*\*DC unit performance is dependent upon battery life. \*\*\*Do not exceed the recommended lifting capacity of your lift.


## Serviceability

The electrical box and motor are housed on the top of the lift. Not only does this keep them safe if there's flooding, it also means there's no need to open the tower to service the lift!

Safety sensors along bottom of lift stop it immediately if obstacle is encountered.




Automatic folding ramp provides easy entry when lift is lowered and additional stability when lift is raised.



Constant pressure rocker switch and emergency stop button for simple and safe operation.



Key lock for controls ▼

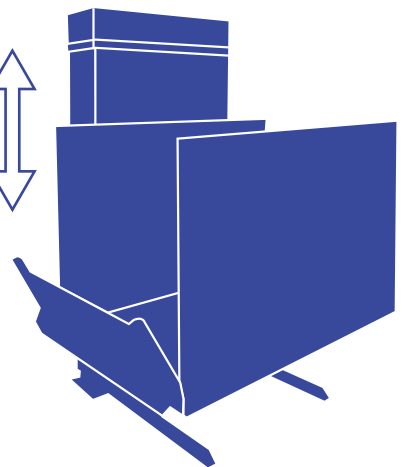


▲ Top landing gate with mechanical interlock that releases only when platform reaches the top of landing

4' to 10'  
Lifting  
Heights



Battery Power Available



## VERTICAL PLATFORM LIFT OPTIONAL FEATURES



◀ Wall mounted call/send controls