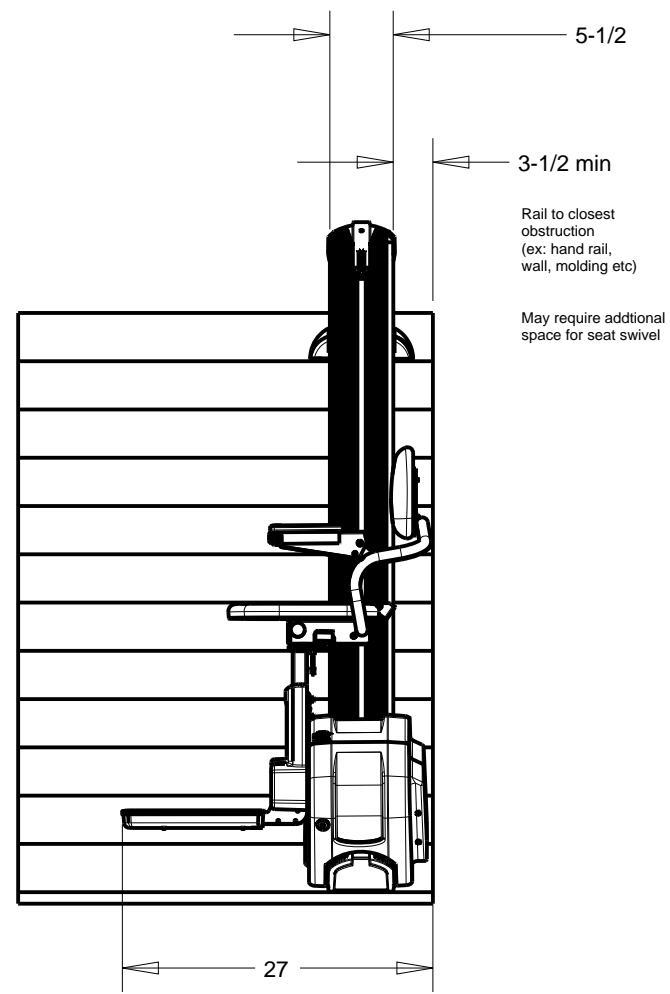
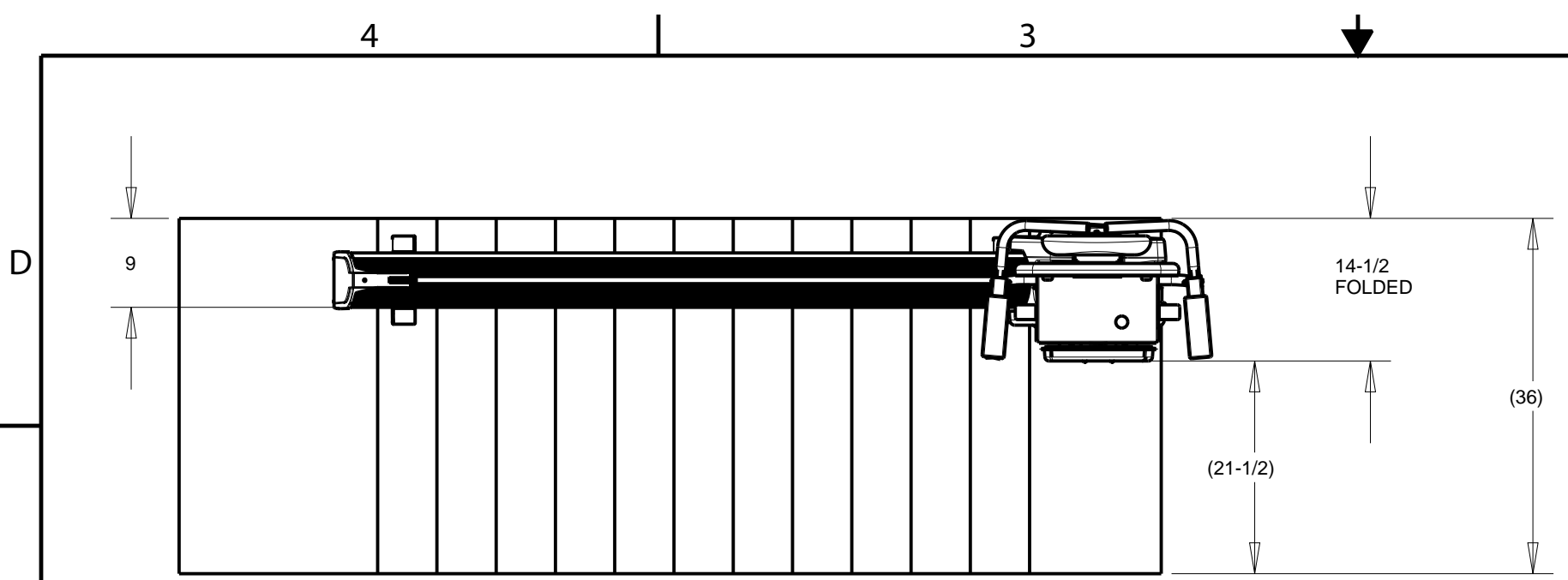


REV	DESCRIPTION	ECR	ENGINEER	APPROVED	DATE
-----	-------------	-----	----------	----------	------

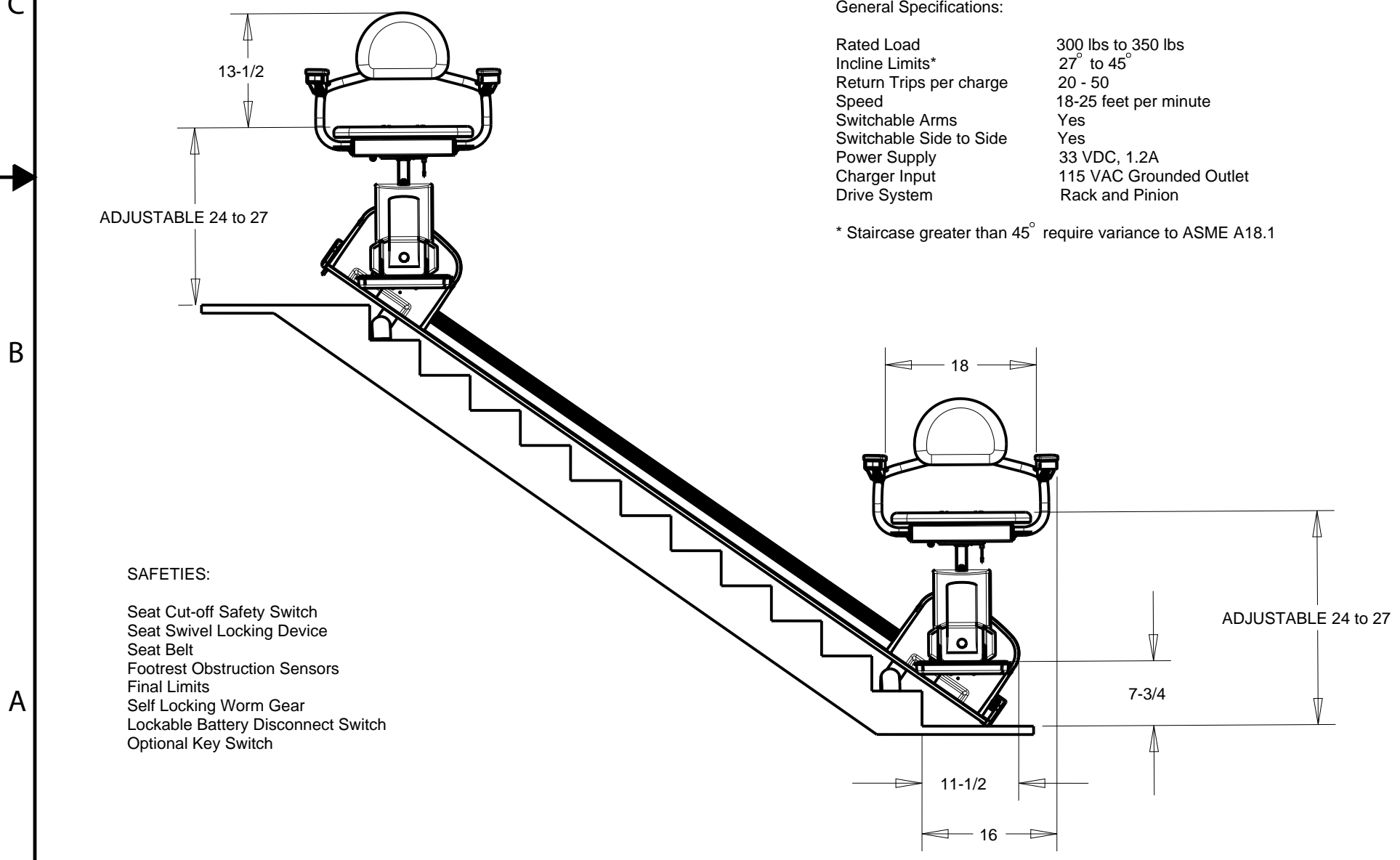
ULTRA STAIRLIFT
 Conforms to ASME A18.1-2011
 Certified to A17.5-2011 CSA/CAN B44.1-2011
 ETL control number 4005989



General Specifications:

Rated Load	300 lbs to 350 lbs
Incline Limits*	27° to 45°
Return Trips per charge	20 - 50
Speed	18-25 feet per minute
Switchable Arms	Yes
Switchable Side to Side	Yes
Power Supply	33 VDC, 1.2A
Charger Input	115 VAC Grounded Outlet
Drive System	Rack and Pinion

* Staircase greater than 45° require variance to ASME A18.1



- SAFETIES:
- Seat Cut-off Safety Switch
 - Seat Swivel Locking Device
 - Seat Belt
 - Footrest Obstruction Sensors
 - Final Limits
 - Self Locking Worm Gear
 - Lockable Battery Disconnect Switch
 - Optional Key Switch

CONFIDENTIAL INFORMATION NOT TO BE COPIED OR USED WITHOUT WRITTEN CONSENT				
	DWG NO. SPECIFICATION			
DIMENSIONS ARE IN INCHES DO NOT SCALE DRAWING	DESCRIPTION ULTRA STAIRLIFT			
MATERIAL	FINISH	DRAWN BY	DATE	
		DT	02-11-13	
SCALE: 0.019	SIZE B	SHEET 1 OF 1		